

SHRADDHA REHABILITATION FOUNDATION
Schedule VIII [Vide rule 17 (1)]
BALANCE SHEET AS AT 31ST MARCH, 2018

P.T.R.No. E-13688 (Bom)

Previous Year (Rs)	Funds & Liabilities		Rupees	Previous Year (Rs)	Property & Assets		Rupees
164,00,554	Trust Funds or Corpus- Balance as per last Balance Sheets Add :Additions During the Year	164,00,554	164,00,554	36,52,363	Immovable Properties	(Schedule 01)	33,97,127
5,000	Liabilities: For Sundry Credit Balances		6,800	438,47,801 11,37,941	INVESTMENTS - Fixed Deposits with Banks & HDFC Ltd - Interest Receivable on Fixed Deposits	444,00,000 13,31,177	457,31,177
374,59,684 67,48,768	INCOME & EXPENDITURE ACCOUNT Balance as per last Balance Sheet Add: Surplus / (Deficit) as per Income & Expenditure Account	442,08,453 (26,56,785)	415,51,668	41,76,867	Movable Properties (at WDV)	(Schedule 01)	58,01,986
442,08,453				47,618	Advances - To Others	(Schedule 02)	82,372
	Notes to Accounts	(Schedule 2)		3,23,686	CASH & BANK BALANCES - Cash in Hand - In Current Account	2,86,800	
				1,17,401	- Canara Bank SB 23031	5,93,820	
				2,52,079	- Canara Bank SB 24029	61,922	
				64,89,071	- IDBI Bank 059104000088318	1,380	
				5,69,180	- IDBI Bank 059104000058061	20,02,438	29,46,359
606,14,007	Total		579,59,022	606,14,007	Total		579,59,022


As per our report of even date

For CN K & Associates LLP
Chartered Accountants
ICAI Firm Regn No. 101961W/W-100036

S. S. Agaskar

Suresh Agaskar
PARTNER
M.NO.110321

Place : Mumbai
Date: August 4, 2018



The above Balance Sheet to the best of our belief contains a true account of the funds and liabilities and of the property and assets of the trust.

For SHRADDHA REHABILITATION FOUNDATION

Prasad

Trustees



SHRADDHA REHABILITATION FOUNDATION
Schedule VIII [Vide rule 17 (1)]
INCOME AND EXPENDITURE ACCOUNT FOR THE YEAR ENDED ON 31ST MARCH, 2018


P.T.R.No. E-13688 (Bom)

Previous Year	Expenditure		Rupees	Previous Year	Income		Rupees
23,319	EXPENDITURE IN RESPECT OF PROPERTIES			36,62,781	INTEREST RECEIVED:		
2,44,690	- Rates, Taxes & Cesses	54,003		1,57,321	- Interest on Fixed Deposits(Current Year)	38,09,529	
	- Repairs & Maintenance	14,87,367	15,41,370		- Interest on Savings bank accounts	1,96,476	40,06,005
	ESTABLISHMENT EXPENSES			204,25,776	DONATION IN CASH OR KIND		163,70,083
1,463	- Bank Charges	319			Other Income		
1,29,256	- Printing and stationery	1,42,870	1,43,189	2,875	- Interest on income tax refund	-	
	AUDIT FEES		28,750	16,800	- Miscellaneous Income	-	
9,92,509	DEPRECIATION		11,32,253				
	EXPENDITURE ON OBJECT OF THE TRUST (Expenses related to treatment of Patients)						
5,08,270	- Electricity Charges	5,28,879					
17,26,937	- Food Expenses	20,50,028					
39,400	- Professional Fees	6,334.00					
31,62,086	- Medicine/ Medical Expenses	49,62,222					
3,29,210	- Pathology Expenses	5,17,631					
5,22,364	- Motor Vehicle Expenses	5,16,520					
55,17,400	- Salaries	63,31,800					
7,06,567	- Sundry Expenses	7,98,412					
35,82,295	- Travelling Expenses	43,70,219					
-	- Computer Exp	22,451					
-	- Postages	46,168					
9,757	- Telephone Expenses	16,646	201,67,310				
21,263	PROFESSIONAL FEES		20,000				
67,48,768	SURPLUS TRANSFERRED TO BALANCE SHEET				DEFICIT TRANSFERRED TO BALANCE SHEET		26,56,784.81
242,65,553	Total		230,32,872	242,65,553	Total		230,32,872

As per our report of even date
For C N K & Associates LLP
Chartered Accountants
ICAI Firm Regn No.101961W/W-100036

Suresh Agaskar
PARTNER
M.NO.110321


Place : Mumbai
Date: August 4, 2018



For SHRADDHA REHABILITATION FOUNDATION

[Signature]

Trustees



SHRADDHA REHABILITATION FOUNDATION

Schedule - 01: Fixed Assets as on 31.3.2018

Description of Assets	Rate of Dep.	Gross Block				Depreciation				Net Block	
		As at 01.04.2017	Additions	Deductions	As at 31.03.2018	As at 01.04.2017	For the year	Deductions	As at 31.03.2018	As at 31.03.2018	As at 01.04.2017
Immovable Assets											
- Land at Karjat	-	11,00,000	-	-	11,00,000	-	-	-	-	11,00,000	11,00,000
- Hospital Building No.1 at Karjat	10%	30,21,464	-	-	30,21,464	22,85,958	93,169	-	23,79,127	6,42,337	7,35,506
- Hospital Building No.2 at Karjat	10%	14,03,425	-	-	14,03,425	10,07,057	39,637	-	10,46,694	3,56,731	3,96,368
- Hospital Building No.3 at Karjat	10%	17,21,098	-	-	17,21,098	10,98,432	50,460	-	11,48,892	5,72,207	6,22,667
- Hospital Building No.4 at Karjat	10%	16,10,647	-	-	16,10,647	10,36,677	49,585	-	10,86,262	5,24,385	5,73,970
- Karjat Hospital New Room	10%	3,08,009	-	-	3,08,009	84,157	22,385	-	1,06,542	2,01,467	2,23,852
		91,64,644			91,64,644	55,12,281	2,55,236		57,67,517	33,97,127	36,52,363
- Boring Pump	15%	2,10,968	-	-	2,10,968	1,20,788	13,527	-	1,34,315	76,653	90,180
- Bio Gas Plant at Karjat Centre	15%	1,60,369	-	-	1,60,369	1,19,851	6,078	-	1,25,929	34,440	40,518
- Inverter	15%	6,97,609	-	-	6,97,609	5,09,200	28,261	-	5,37,461	1,60,148	1,88,409
- Electrical Fittings	10%	3,69,154	-	-	3,69,154	2,52,007	11,715	-	2,63,722	1,05,432	1,17,147
- Furniture & Fixtures	10%	9,54,271	-	-	9,54,271	5,23,954	43,031	-	5,66,985	3,87,286	4,30,317
- Camera	15%	38,210	-	-	38,210	14,898	3,497	-	18,395	19,815	23,312
- Computer	40%	4,37,606	-	-	4,37,606	4,17,504	8,041	-	4,25,545	12,061	20,102
- Mahindra DG Set	15%	2,64,808	-	-	2,64,808	2,00,162	9,697	-	2,09,859	54,949	64,646
- Medical Tools & Equipments	15%	7,23,983	-	-	7,23,983	1,34,495	88,423	-	2,22,918	5,01,065	5,89,488
- Solar Cooker	15%	10,400	-	-	10,400	7,779	393	-	8,172	2,228	2,621
- Solar Water Heater	15%	4,64,000	-	-	4,64,000	3,26,409	20,639	-	3,47,048	1,16,952	1,37,591
- Projector	15%	42,600	-	-	42,600	29,968	1,895	-	31,863	10,737	12,632
- Refrigerator	15%	18,000	-	-	18,000	12,229	866	-	13,095	4,905	5,771
- Washing Machine	15%	23,800	-	-	23,800	18,994	721	-	19,715	4,085	4,806
- Vans (Ambulance & Others)	15%	48,31,912	-	-	48,31,912	24,80,147	3,52,765	-	28,32,912	19,99,000	23,51,765
- Scanner	15%	3,578	-	-	3,578	1,546	305	-	1,851	1,727	2,032
- Storewell	15%	23,300	-	-	23,300	10,065	1,985	-	12,050	11,250	13,235
- Water Filter	15%	30,480	-	-	30,480	12,158	2,748	-	14,906	15,574	18,322
- Television Sets	15%	54,970	-	-	54,970	18,233	5,511	-	23,744	31,226	36,737
- Water Tank	10%	28,000	-	-	28,000	6,454	2,155	-	8,609	19,391	21,546
- Attendance Machine	10%	7,875	-	-	7,875	2,185	854	-	3,039	4,836	5,690
- Solar Panel	15%	-	25,02,136	-	25,02,136	-	2,73,910	-	2,73,910	22,28,226	-
Total		185,60,537	25,02,136		210,62,673	107,31,307	11,32,253		118,63,560	91,99,113	78,29,230

Sharda

